

22627

23124

3 Hours / 70 Marks

Seat No.

--	--	--	--	--	--	--	--

- Instructions* –
- (1) All Questions are *Compulsory*.
 - (2) Answer each next main Question on a new page.
 - (3) Illustrate your answer with neat sketches wherever necessary.
 - (4) Assume suitable data, if necessary.
 - (5) Use of Non-programmable Electronic Pocket Calculator is permissible.
 - (6) Mobile Phone, Pager and any other Electronic Communication devices are not permissible in Examination Hall.

Marks

1. Attempt any FIVE of the following:

10

- a) Draw the symbol for –
 - i) Earthing
 - ii) Fuse
- b) Define the terms with reference to I.S.
 - i) Circuit diagram
 - ii) Wiring diagram
- c) Compare residential and industrial installation on any two points.
- d) State the classification of cable on voltage levels.
- e) Define terms :-
 - i) Tilt Angle
 - ii) Light output ratio (LOR).
- f) State any four qualities of good contractor.
- g) State the types of service connection.

P.T.O.

2. Attempt any THREE of the following:

12

- a) Draw the wiring diagram and single line diagram for control of two fan and two lamp by individual switches.
- b) Explain the procedure of estimation of electrical wiring of residential installation with suitable example.
- c) A residential unit is newly constructed having following load –
 - i) 7 lamp of 30 w
 - ii) 5 ceiling fan 65 w
 - iii) 5 socket of 6 Amp having 200 watt
 - iv) 1 socket of 16 Amp having 2 kw.

Calculate :-

- (1) Total light load
 - (2) Total power load
 - (3) Size of conductor
 - (4) Number of sub circuit.
- d) What are the different types of wiring system? State suitable application for each.

3. Attempt any THREE of the following:

12

- a) State methods of opening of tender and explain any one method.
- b) How insulation resistance is tested between conductor?
- c) Draw single line and wiring diagram of 3 phase, 415 V, 5 HP induction motor installation.
- d) List the material required for overhead service connection.

4. Attempt any THREE of the following:

12

- a) Explain the general requirement of electrical installation as per I.S. 732-1982.
- b) Prepare the schedule of material for industrial load as per Figure No. 1.

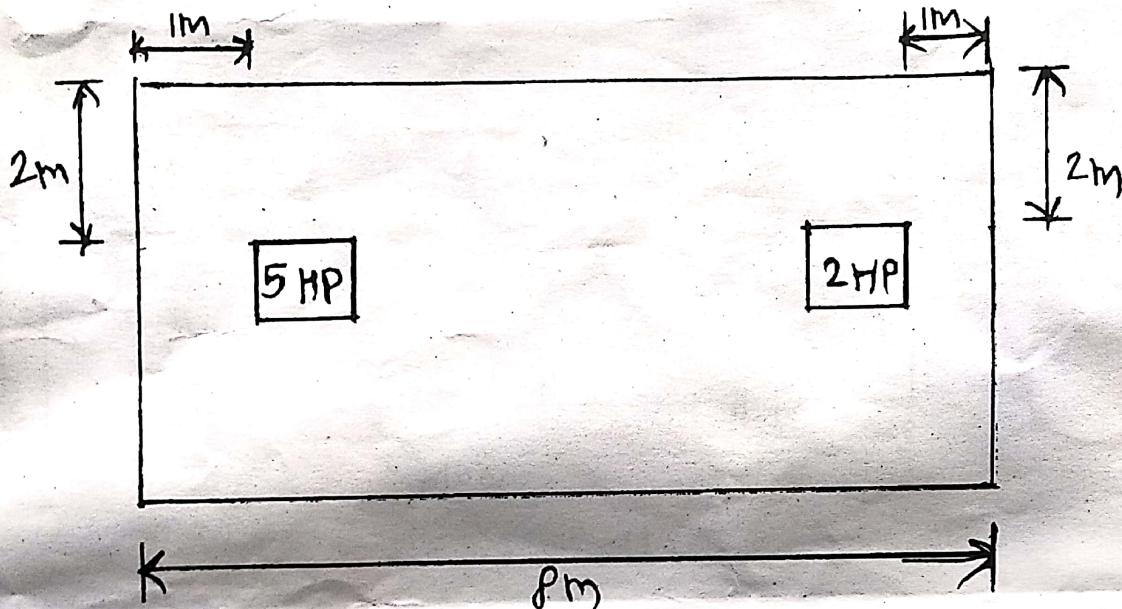


Fig. No. 1

- c) List out the material use for H.T. 11 kV and L.T. 415 V overhead line.
- d) Draw the single line diagram of L.T. substation (415 V).
- e) Explain the following terms regarding street lighting –
 - i) Glare
 - ii) Uniformity Ratio
 - iii) Contrast
 - iv) Visual comfort.

P.T.O.

5. Attempt any TWO of the following:

12

- a) In a workshop, one 15 HP 400 Volts, three phase 50 Hz motor is to be installed. Prepare the estimate of quantity of material required and its cost with a layout of the wiring. The plan of the workshop is shown in Figure No. 2.

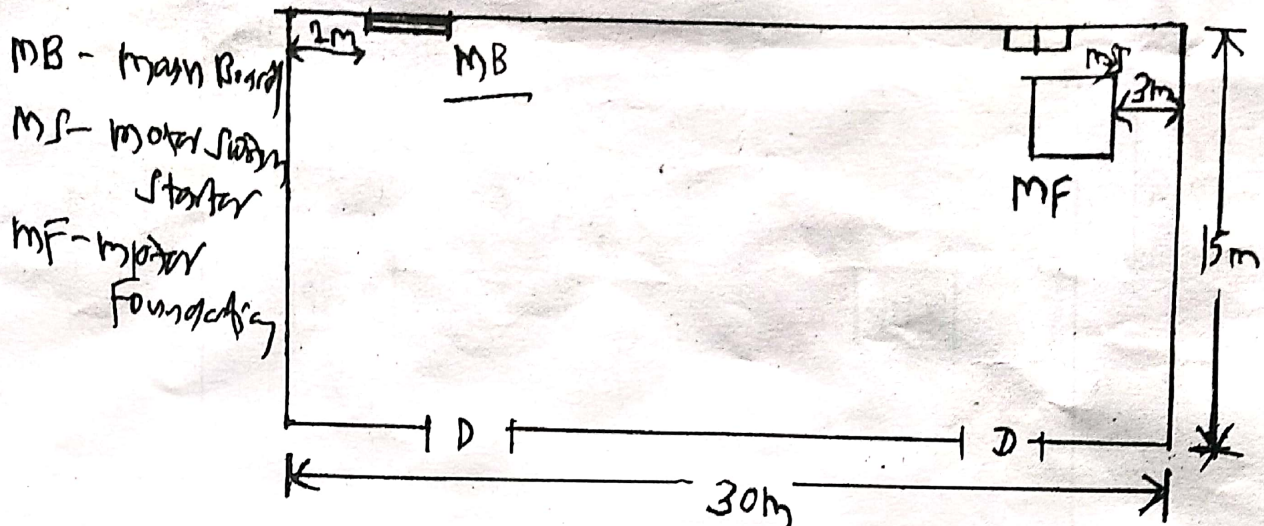


Fig. No. 2

- b) Estimate the material required for a 750 m, 415/240 V three phase line with four wire in vertical configuration. The line emanate from substation to feed a load of 30 kW. Take the span between two poles as 50 m. The size of conductor is ACSR 6/1 × 2.599 mp.

Plan of overhead line is in Figure No. 3.

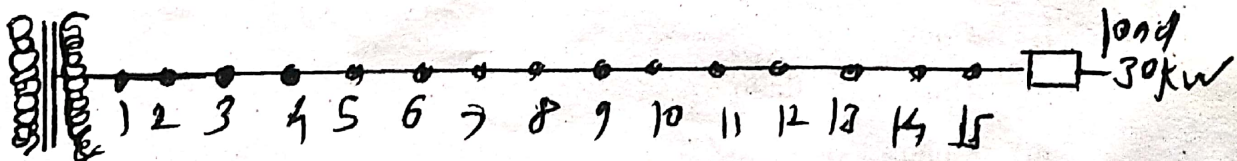
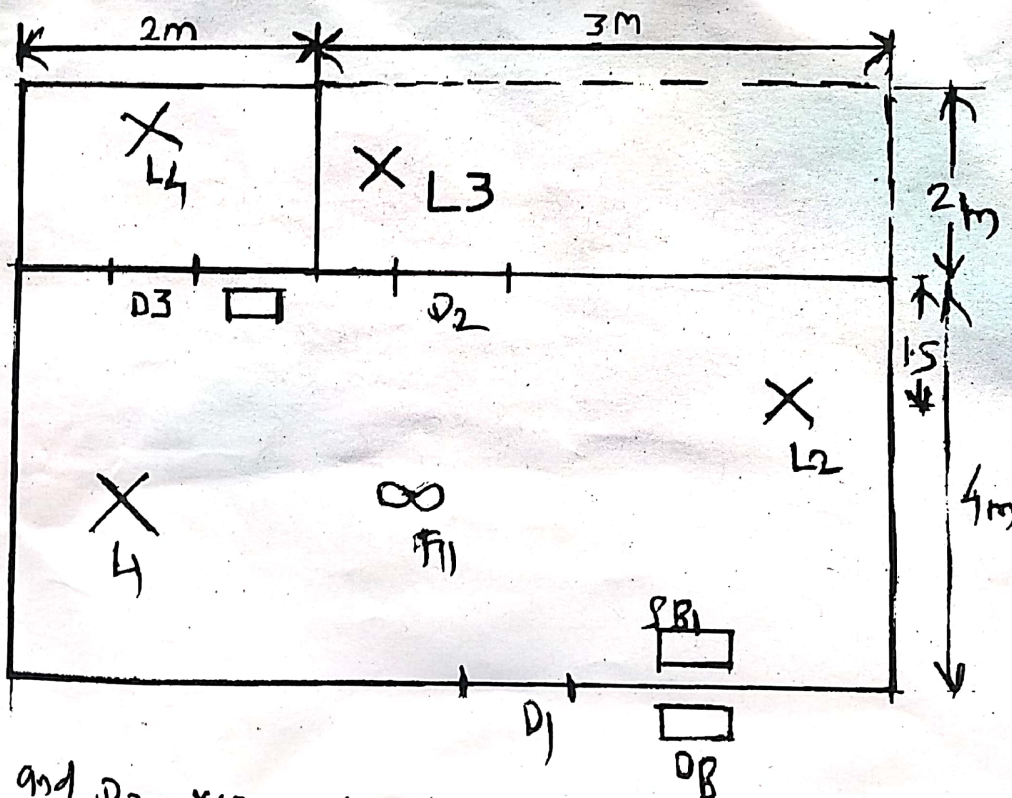


Fig. No. 3

- c) Prepare the list of material and device for public lighting installation.

6. Attempt any TWO of the following:

- a) Prepare the contract document for material supply for 11 kV substation installation.
- b) i) Explain the characteristic of –
 - (1) Incandescent lamp
 - (2) Florescent lamp
 - (3) High pressure sodium vapour lamp.
- ii) State the objectives of outdoor (Exterior) lighting.
- c) Figure No. 4 shows the plan of a small flat. The flat is to be provided with electrical connections. The position of light and fan points and switch boards have been shown in the Figure No. 4.
 - i) Decide the number of sub circuit and show these in the installation plan.
 - ii) Calculate the size and length of wire required for wiring installation.
 - iii) Estimate the quantity of material, its cost and labour cost for teak wood batten wiring system.



D1, D2 and D3 represent door

Fig. No. 4